



*Mortuary Storage & Furniture*



## Applications

Storage systems, whether it is shelving or enclosures, depend upon the application. This in turn takes size, mass, product etc into consideration. Invariably one wants to maximize the storage into a specific area taking access and maneuverability into consideration. Labaire specializes in stainless steel systems whether it is for cadavers, specimen, equipment, protective wear or any other product that cannot be stored in a normal enclosure or shelf.

## Design Features

Our basic design feature is to ensure a safe place with load capacity and durability. Flexibility is sometimes required as the product being stored may vary in size or mass. Often the storage area is a clean environment and therefore the product must be void of cracks and crevices. Access to the product for removal and storage is imperative. This brings the type of removal device into consideration.

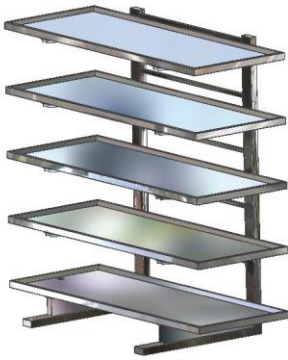
Removal of the stored product requires:

- Access through the door way.
- Maneuverability to the product.
- Height adjustment.
- Mass and balancing.
- Transferring of the product to the desired location.



**Specimen storage with telescopic slides**

The body storage racking systems apply to refrigerated or freezer enclosures. The two methods of lateral and compact peninsula storage will depend on the space available and the transfer system. Typically, a free standing autopsy table may have the body tray hoisted onto the table without the use of a trolley. Peninsula systems are space saving and systematic.



Lateral Racking System



Compact Peninsula Multiple Racking system



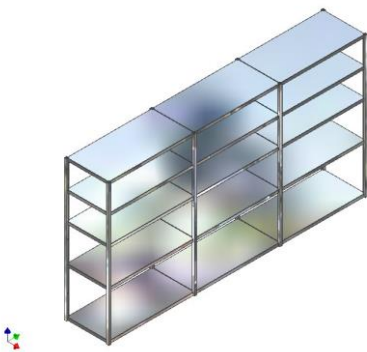
Standard Deep V Body Tray




Obese Deep V Body Tray

## Shelving

We have basically two types of shelving; gondola and structural support. The gondola type is flexible in the height of each shelf- shelves may be removed and placed into a different position. The shelves may be placed loosely or bolted into position. The gondola is fixed to the wall where the structural shelf is a stand-alone structure ( it can be secured to floor or wall). Shelving is sized in various depths and widths with material thickness to suite.



Structural Shelving




Gondola Shelving

**LABAIRE**

Mortuary Storage & Furniture

## Counter Tops

The stainless steel counter tops come in various sizes and configurations. Sink bowls, splash backs, drawers, plumbing are often included. A full under cupboard enclosed with shelving and drawers can be supplied. The grossing chamber is the most complex combination storage /workstation that we manufacture.



**Counter top with drawers**



**Free Standing Cupboard**



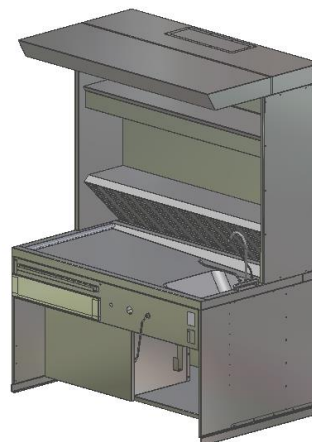
**Wall Cabinet**



**Desk Top**



**Anatomical Pathology with wall counter tops and display cabinets**



**Grossing Station**

**LABAIRE**

**Mortuary Storage & Furniture**

## Trolleys

There are again many different trolleys manufactured however the transport, display and hydraulic lift are the most common. Trolleys are very robust and have large diameter nylon wheels. All are fully stainless steel. Our tilting docking trolley is often used for final cadaver cleaning.



**Hydraulic Elevating Lift**



**Double Transport Trolley**



**Display Trolley**



**Docking Tilting Trolley**

### ***Labaire***

57B Mount Street, Bryanston,  
Gauteng, RSA

Email: [sales@labaire.co.za](mailto:sales@labaire.co.za)