



**LABAIRE**

*Horizontal & Vertical cabinets*



# Horizontal & Vertical Cabinets

## Operation

The Horizontal Laminar Flow Cabinet operates by drawing air through a pre-filter and then discharging through a High Efficiency Particulate Air (HEPA) filter delivering the air horizontally over the work area at a velocity of 0,45m./s thus purging the area with ultra, sterile or clean air.

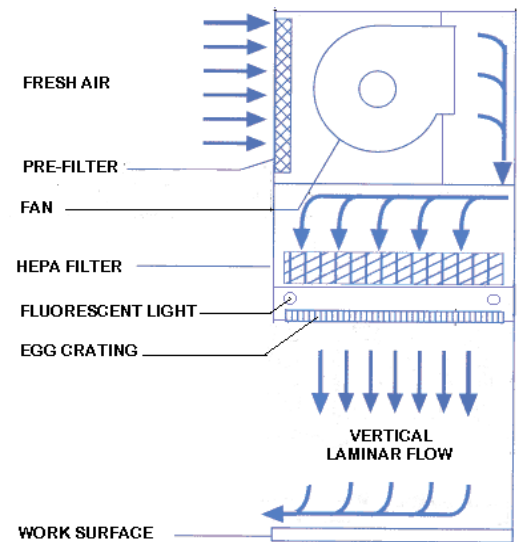
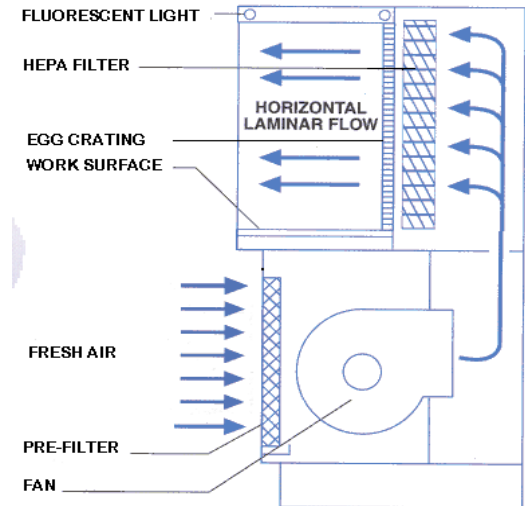
The Vertical Laminar Flow Cabinet utilizes the same principal however the sterile air is discharged vertically onto the work surface. This air then either passes through the work surface or is forced out horizontally.

## Application

Horizontal and Vertical Laminar Flow Cabinet are suitable for use in a wide variety of application including microelectronic fabrication and assembly, pharmaceutical manufacture, tissue culturing, sterility testing, critical sample preparation, food processing, microcopy analysis and quality control inspection. (see our brochure for advice on whether to use a vertical or horizontal for your application.)

## Design Features

The main construction of the Laminar Flow Cabinet is from fully welded, acid resistant, epoxy coated, mild steel panels. The work surface and sides are from stainless steel. The modular construction enables the cabinet to be converted from a free standing to a bench top unit. Sound is attenuated and vibration reduced to insignificant levels. The recessed fluorescent lighting provides a soothing illumination of the work area. A control panel enables easy setting and visual indication of the units operation. The HEPA filters HEPA Filtration up to 99,997% Efficient on a 0,3 micron particle thus creating Class 100 conditions in the working area.



## Technical Data

MODEL CODE	OVERALL DIMENSIONS			WORK AREA DIMENSIONS			POWER KW	RATING V	MASS KG
	H	W	D	H	W	D			
L2HLF	1135	670	670	590	620	440	0,37	220	100
L4HLF	1440	1290	750	590	1240	500	0,37	220	150
L6HLF	1440	1910	750	590	1860	500	0,37	220	200
L8HLF	1440	2580	750	590	2530	5800	0,74	220	300
L2VLF	1585	670	670	600	620	670	0,37	220	100
L4VLF	1585	1290	670	750	1240	670	0,37	220	150
L6VLF	1585	1910	670	750	1860	620	0,37	220	200
L8VLF	1585	2580	670	750	2530	620	0,74	220	300

## Accessories

- Formica work surface
- Adjustable height stand
- Single gas tap
- Double gas tap
- Extra plug point
- Castors
- Wet bench facility
- Ultra violet light
- Laminar Flow velocity meter
- HEPA Filtration up to 99,99999% on a 0,03 micron particle
- Polypropylene and other synthetic work surfaces



The LABAIRE range of Laminar Flow Booths are manufactured to the clients requirements. They are usually steel structures supported on legs with castors and run independently. They can be positioned in an environment to provide clean or sterile protection. The self-contained structure includes a variable speed fan, which draws ambient air through a pre-filter and drives it through a bank of HEPA filters over florescent lighting into the work area. The protected area is enclosed with PVC curtains, which allows easy access while containing the Laminar Flow air. The unit is controlled by an integral panel which includes remote fan and light switched, a fan speed controller and a pressure differential gauge to monitor filter blockage.

**NOTE:** Laminar Flow Cabinets with additional height, depth and length can be made to order.

### *Labaire*

57B Mount Street, Bryanston,  
Gauteng, RSA

Email: [sales@labaire.co.za](mailto:sales@labaire.co.za)